







Powdered Integral Color





FOR TECHNICAL ASSISTANCE PLEASE CALL 800-483-9628





The colors on this color chart are approximate, using laboratory samples of troweled concrete made from a 6-sack mix, using Type II Gray Portland Cement, Silica Sand, and water to achieve a 4 inch slump. Different colors in cement, as well as some sands and water content will result in different colors.




Different types of finishing techniques and curing methods will alter the finished appearance. A job-site sample or test slab should be done, using the specified materials, as well as the finishing and curing techniques that will be used on the project. Batch-to-batch uniformity must be maintained to produce consistent color.





Available in custom packaging up to 50 lbs per bag. Please note that custom sizes are packaged in dissolvable paper bags only. Custom packaging does NOT include an inner plastic bag.





			
EARTHEN 1 BAG PER 2 YARDS ³	RAWHIDE 1 BAG OF EARTHEN EQUALS 1 YARD ³ OF RAWHIDE	BUCKSKIN 2 BAGS OF EARTHEN EQUALS 1 YARD ³ OF BUCKSKIN	LEATHER 3 BAGS OF EARTHEN EQUALS 1 YARD ³ OF LEATHER

			
SLATE 1 BAG PER 2 YARDS ³	LIGHT GRAY 1 BAG OF SLATE EQUALS 1 YARD ³ OF LIGHT GRAY	SHALE 2 BAGS OF SLATE EQUALS 1 YARD ³ OF SHALE	STORM GRAY 3 BAGS OF SLATE EQUALS 1 YARD ³ OF STORM GRAY

			
MAUVE 1 BAG PER 2 YARDS ³	GUAVA 1 BAG MAUVE EQUALS 1 YARD ³ OF GUAVA	CLARET 2 BAGS OF MAUVE EQUALS 1 YARD ³ OF CLARET	CAYENNE 3 BAGS OF MAUVE EQUALS 1 YARD ³ OF CAYENNE

			
BUFF 1 BAG PER 2 YARDS ³	CHAMOIS 1 BAG BUFF EQUALS 1 YARD ³ OF CHAMOIS	HARVEST GOLD 2 BAGS OF BUFF EQUALS 1 YARD ³ OF HARVEST GOLD	GOLDENROD 3 BAGS OF BUFF EQUALS 1 YARD ³ OF GOLDENROD

			
SAND 1 BAG PER 2 YARDS ³	DESERT SAND 1 BAG SAND YARD EQUALS 1 YARD ³ OF DARK SAND	PINE CONE 2 BAGS OF SAND EQUALS 1 YARD ³ OF PINECONE	MOROCCAN TAN 3 BAGS OF SAND EQUALS 1 YARD ³ OF MOROCCAN TAN

			
BASE COLOR	TAN 1 BAG PER YARD ³	SIENNA 2 BAGS OF TAN EQUALS 1 YARD ³ OF SIENNA	SALMON 3 BAGS OF TAN EQUALS 1 YARD ³ OF SALMON

Base color sample

The colors on this color chart approximate laboratory samples of troweled concrete made from a 6-sack mix, using Type II Gray Portland Cement (see base color sample), Silica Sand, and water to achieve a 4 inch slump. Different colors in cement, as well as some sands and water content will result in different colors.

		Premium pricing applies to green Powdered Integral Colors.
DILL 1 BAG PER YARD ³	HOUSEPLANT GREEN 2 BAGS OF DILL EQUALS 1 YARD ³ OF HOUSEPLANT GREEN	



Powdered Integral Color

FOR TECHNICAL ASSISTANCE PLEASE CALL 800-483-9628

BRICKFORM Powdered Color, an iron oxide pigment, is pre-packaged in disposable bags that are added at the concrete batch plant. BRICKFORM Powdered Color disperses evenly throughout the concrete mix and complies with ASTM C979 *Pigments for Integrally Colored Concrete*.

FEATURES

- Dissolvable Interior Plastic Bag
- UV-Resistant Color
- Mixes Evenly
- Meets ASTM C979

BRICKFORM TIPS

MIX DESIGN

The concrete should be designed to meet the strength and finishing requirements of the project with a minimum cement content of 6 sacks of cement per cubic yard and a maximum slump of 4 inches. Use clean aggregates with low soluble salt content. Weigh all aggregates and cement accurately for each batch. Add BRICKFORM Powdered Color early in the mix, prior to the pre-wet aggregates, cement and final water. For batch-to-batch consistency, color should be added at the same time in each batch. Additional water to facilitate pouring should be kept to a minimum. Do not use reactive aggregates or Calcium Chloride or any admixture containing Calcium Chloride. BRICKFORM Powdered Color is compatible with plasticizers and air-entraining products designed for coloring concrete.

BATCH-TO-BATCH UNIFORMITY

Consistent color can only be achieved by using the same sand, cement, aggregates, water-content and mixing time for the color. Differences in colors of cement, sand, aggregates and volume of water in the mix can alter the finished color. A job-site sample or test slab is recommended.

PREPARATION OF THE SUB-GRADE

The sub-grade must be uniformly graded, compacted and moistened, but free of standing water. Follow professional standards and practices, including those published by the American Concrete Institute (ACI).

CONCRETE PLACEMENT METHODS

The slump must be consistent from load to load. Additional water to facilitate placement must be kept to a minimum. Do not add water after a portion of the concrete load has been discharged. Do not re-temper concrete that has started to set.

FINISHING TECHNIQUES

Initial floating should be discontinued as soon as the surface becomes wet. Floating may be resumed after the surface water disappears. The final finish such as a broomed, or imprinted surface may be completed after floating. Maintain consistent finishing techniques and avoid hard-troweling for the most uniform color results. Over-troweling will discolor the concrete. Additional water should not be applied to the concrete surface during finishing.

CURING

Do not attempt to cover, fog, or otherwise cure the concrete for a minimum of 24 hours. After 24 hours, use a clear, non-yellowing, breathable, UV-stable, acrylic curing compound. In areas with high heat and low humidity, a non-staining evaporation controller and/or sealers may be applied sooner. If conditions are cool or if the sub-grade or concrete is overly wet, efflorescence may appear. Remove the white powder before sealing by using BRICKFORM Efflorescence Remover.

WARRANTY

This product is not intended for public use and is intended for use by licensed contractors and installers, experienced and trained in the use of these products. It is warranted to be of uniform quality, within manufacturing tolerances. The manufacturer has no control over the use of this product, therefore; no warranty, expressed or implied, is or can be made either as to the affects or results of such use. In any case, the manufacturer's obligations shall be limited to refunding the purchase price or replacing material proven to be defective. The end user shall be responsible for determining product's suitability and assumes all risks and liability.

For more complete information, please get a copy of *The BRICKFORM Powdered Color Technical Information Sheet*.

BRICKFORM® A Division of Solomon Colors, Inc.

11061 Jersey Blvd. Rancho Cucamonga, CA 91730

Customer Service: 800-483-9628

Corporate Office: 909-484-3399

Fax: 217-744-2605

www.brickform.com

Distributed by: