

HOT ROD XL

CROSSLINKED CLOSED CELL POLYETHYLENE BACKER ROD FOR HOT POUR SEALANT APPLICATIONS

MANUFACTURER — Industrial Thermo Polymers Ltd.

153 Van Kirk Drive, Brampton, Ontario, Canada L7A 1A4

Tel: 1 (800) 387-3847

or: (905) 846-3666

Fax: (905) 846-0363

www.tundrafoam.com

PRODUCT DESCRIPTION

Basic Use: **HOT ROD XL** is an ideal non-absorbent compressible backup material inserted into a joint to control sealant depth, create a backstop to:

- Allow proper sealant tooling
- Allow proper sealant wetting of the joint surfaces
- And yield proper bond breaker between the backup material and the sealant

It can also be used as a temporary joint seal.

Specific Uses: **HOT ROD XL** is a backup material for most hot pour sealants used to fill contraction and expansion joints of concrete highways, runways, driveways and parking lots. (See application procedures below)

Compatibility: **HOT ROD XL** is compatible with most rubber-asphalt and coal tar-rubber polymer thermoplastic compounds.

Composition and Material: **HOT ROD XL** is an extruded round, closed cell, low-density polyethylene foam material which has been specially crosslinked to withstand temperatures in excess of 400°F. This material is available in beige only and in a wide variety of diameters. (See Table I)

TABLE I

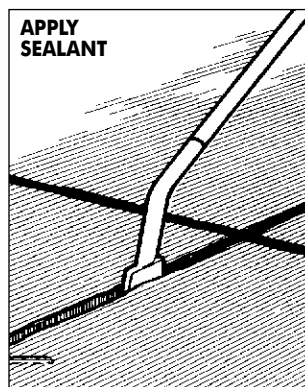
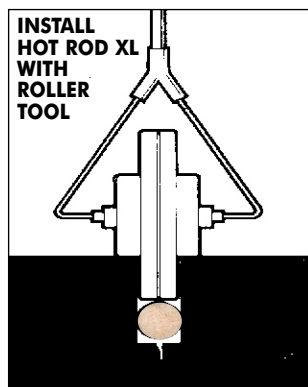
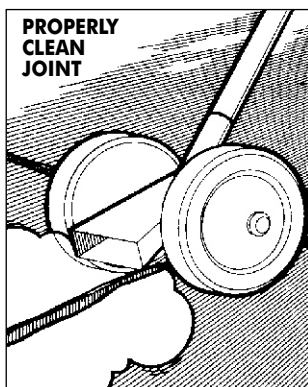
STOCK SIZES AVAILABLE

Rod Diameter	Shipping Format	Feet Per Carton	Metric Size	Meters Per Carton
**3/8"	2 Spools	2100	9mm	640
1/2"	2 Spools	2500	12mm	762
5/8"	2 Spools	1500	15mm	472
3/4"	2 Spools	1100	19mm	335
7/8"	1 Spool	850	22mm	259
1"	1 Spool	600	25mm	182
1 1/4"	1 Spool	400	31mm	121
1 1/2"	6' Lengths	420	38mm	128
2"	6' Lengths	240	50mm	73

- Rectangular cartons are ideal for warehousing and handling
- All cartons have convenient hand holes for carrying ease
- Pallets may be double-stacked for warehousing efficiency
- UPS and most other package express services will accept all cartons for reshipment

**Baby Backer Rod Carton-Minimum 2 carton purchase.

How to Use Hot Rod XL Backer Rod



TECHNICAL DATA

HOT ROD XL is chemically inert and will resist oil, gasoline and most other solvents. This material will not stain, soak up moisture, nor adhere to sealant materials and is non-exuding. (Refer to **Table II** for typical physical properties)

INSTALLATION

The joint depth must be great enough to allow for the proper installation of the **Hot Rod XL** bond breaker and hot pour sealant. The joint width will be determined by the appropriate thermal expansion coefficient as related to anticipated temperature variances. Joint walls must be as smooth and as even as possible and be free of any loose residues or foreign materials. Joints should also be dry and frost-free. Using **Table III** select proper rod diameter and cut to length or use directly from spool. With a sized rubber tool, blunt instrument or by hand, install rod at the level recommended by the sealant manufacturer, specifier or governmental agency involved.

PURCHASING AND PRICING

HOT ROD XL is widely available throughout the United States and Canada. Please contact Industrial Thermo Polymers Limited for the name and address of your local distributor. This source will provide you with samples and pricing information as required.

TECHNICAL ASSISTANCE

Industrial Thermo Polymers Limited has qualified representatives available to assist users of the various Backer Rod materials referenced herein. Please contact your local ITP distributor should assistance be required.

TABLE II

PHYSICAL PROPERTY ANALYSIS

PROPERTY	VALUE	TEST METHOD
Density(nominal)	2 lbs/cu. ft.	ASTM-D-1622
Tensile Strength	31.4 PSI	ASTM-D-1623
Compression	4.7 PSI @ 25%	ASTM-D-1621
Water Absorption ²	0.03 gm/cc	ASTM-C-1016
Water Absorption ³	0.02% by volume	ASTM-C-509
*Temperature (maximum)	410°F	No melting of Rod

*A well known and widely employed rubber asphalt sealing compound was employed at various temperatures between 390°F and 410°F.

Water Absorption² "Determination of water absorption by sealant (joint filler) materials."

Water Absorption³ Standard specification for cellular elastomeric preformed gasket and sealing material.

TABLE III

HOT ROD XL Backer Rod SIZE-TO-JOINT WIDTH

Joint Width	Rod Diameter
3/16" - 1/4"	3/8"
1/4" - 3/8"	1/2"
3/8" - 1/2"	5/8"
5/8" - 3/4"	7/8"
3/4" - 7/8"	1"
7/8" - 1"	1 1/4"
1" - 1 1/4"	1 1/2"
1 1/4" - 1 1/2"	2"

For metric joint widths under 25mm, it is recommended the Backer Rod be at least 3mm larger. For metric joint width above 25mm, it is recommended the Backer Rod diameter be between 6mm and 13mm larger.

OTHER ITP BACKUP MATERIALS ALSO AVAILABLE

- **Tundra FOAM** Open Cell Backer Rod in black and yellow Sizes 3/8" to 2"
- **STANDARD** Backer Rod Closed Cell Polyethylene Foam Sizes 1/4" to 6"
- **SOFT-TYPE** Backer Rod Soft, pliable and joint forming Sizes 3/8" to 4"
- **Polybags**--Standard and Soft Type Backer Rod
- **Pony Packs**--Spool-less boxes of Standard and Soft Type Backer Rod

TABLE IV

CARTON SIZES AND WEIGHTS

Rod Diameter	Weight / Carton	Carton Measurement
1/4" to 3/8"	6 lbs.	18" x 18" x 15"
6mm to 9mm	2.7 kgs.	458mm x 458mm x 381mm
1/2" to 1 1/4"	11 lbs.	18" x 18 x 30"
12mm to 31mm	5 kgs.	458mm x 458mm x 762mm
1 1/2" to 2"	14 lbs.	17" x 10" x 74"
38mm to 50 mm	6.4 kgs.	432mm x 254mm x 1880mm

ALSO AVAILABLE FROM INDUSTRIAL THERMO POLYMERS

PIPE INSULATION

NOODLES (WATER TOYS)

CUSTOM PROFILES

® REGISTERED TRADEMARKS OF INDUSTRIAL THERMO POLYMERS LTD.

GUARANTEE / WARRANTY

Industrial Thermo Polymers Limited believes the information and recommendations herein to be accurate and reliable and the products are reasonably fit for the applications mentioned. However, as uses, conditions and application methods are not within our control, ITP does not guarantee nor warrant these products nor results from the use of these products or information given. It is therefore the responsibility of the buyer to determine the suitability of these products in applications intended and determine the appropriateness of the products. Sizes and Lengths per spool are those at times of packaging and may vary with climatic conditions after manufacture.